

Day 2 Tuesday 20th

# Welcome to Day 2

## We will start at 9:00am

# SADC Transfrontier Conservation Areas International Conference



Implemented by: **giz** Deutsche Gesellschaft für Internationale Zusammenarbeit (GIZ) GmbH

**KFW**

**Conferência Internacional de Áreas de Conservação Transfronteiriças da SADC**  
**Conférence Internationale sur les Aires de Conservation Transfrontalières de la SADC**

**HARARE, REPUBLIC OF ZIMBABWE, 19 - 20 MAY 2025**

SADC Transfrontier Conservation Areas - 25 Years of Cooperation for Regional Integration and Sustainable Development  
Aires de conservation transfrontalières de la SADC : 25 ans de coopération en faveur de l'intégration régionale et du développement durable  
Áreas de conservação transfronteiriças da SADC - 25 anos de cooperação para a integração regional e o desenvolvimento sustentável



[www.sadc.int](http://www.sadc.int)



[sadc\\_secretariat](https://www.instagram.com/sadc_secretariat)



[facebook.com/sadc.int](https://www.facebook.com/sadc.int)



[@SADC\\_News](https://twitter.com/SADC_News)



[youtube.com/@SADCnews](https://www.youtube.com/@SADCnews)



[prinfo@sadc.int](mailto:prinfo@sadc.int)





# Welcome to day 2

Master of Ceremonies: Prof Edson  
Gandiwa – Director General,  
ZimParks





# Recap of Day 1

Ms Ndapanda Kanime – SADC Secretariat





# Sustainable Financing for TFCAs

Facilitator: Dr Bartolomeu Soto – Peace Parks  
Foundation





# Sustainable Financing for TFCAs

## **Facilitator**

Dr Bartolomeu Soto – Peace Parks Foundation

## **Presenter**

Ms Candice Stevens – Sustainable Finance Coalition

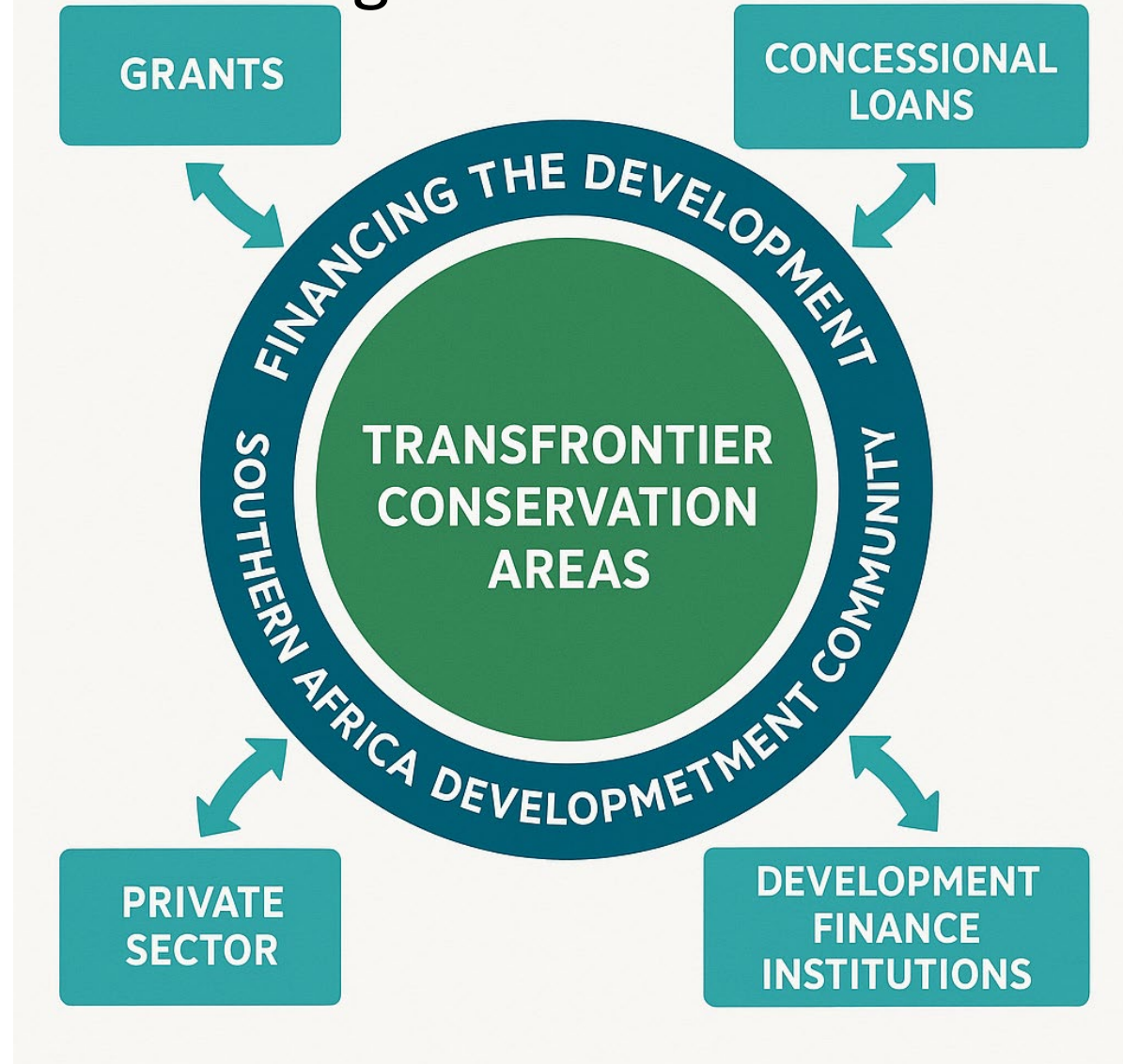
## **Panellists**

- Ms. Kudakwashe Chigodo – IUCN, Team Leader, SADC TFCA Financing Facility
- Prof. Patience Gandiwa – Director International Conservation Affairs, ZimParks
- Dr Mike Knight, WWF Namibia

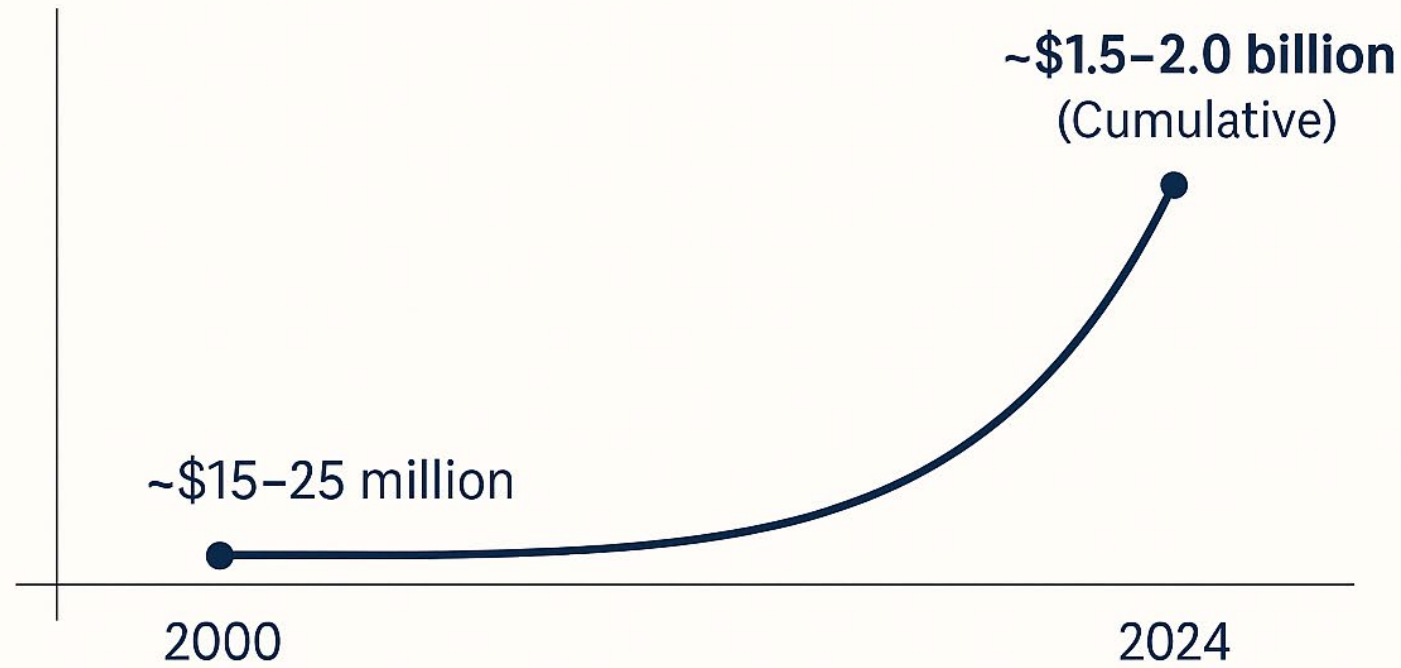


# Sustainable Financing for TFCA

continue delivering Socio-Economic & Conservation benefits



## Growth in Cumulative Funding: 2000–2024



This graph illustrates the exponential increase in cumulative funding over a 25-year period –from just \$15–25 million in 2000 to an estimated \$1.5–2.0 billion by 2024. The data highlight the long-term commitment *and* *scale* of investment that has accelerated significantly over the past two decades.







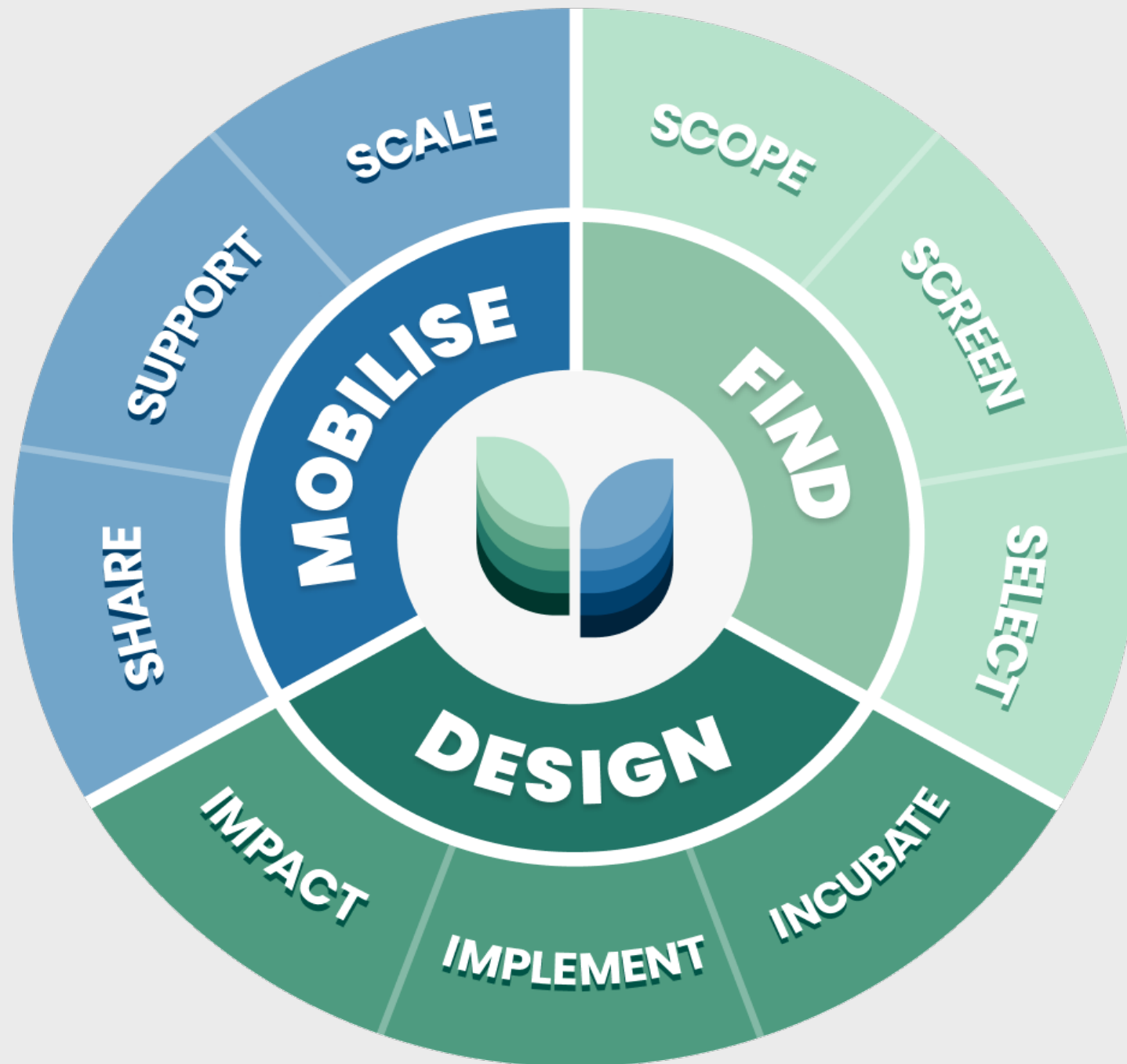
# Sustainable Finance Coalition

Finance solutions for enduring naturescapes

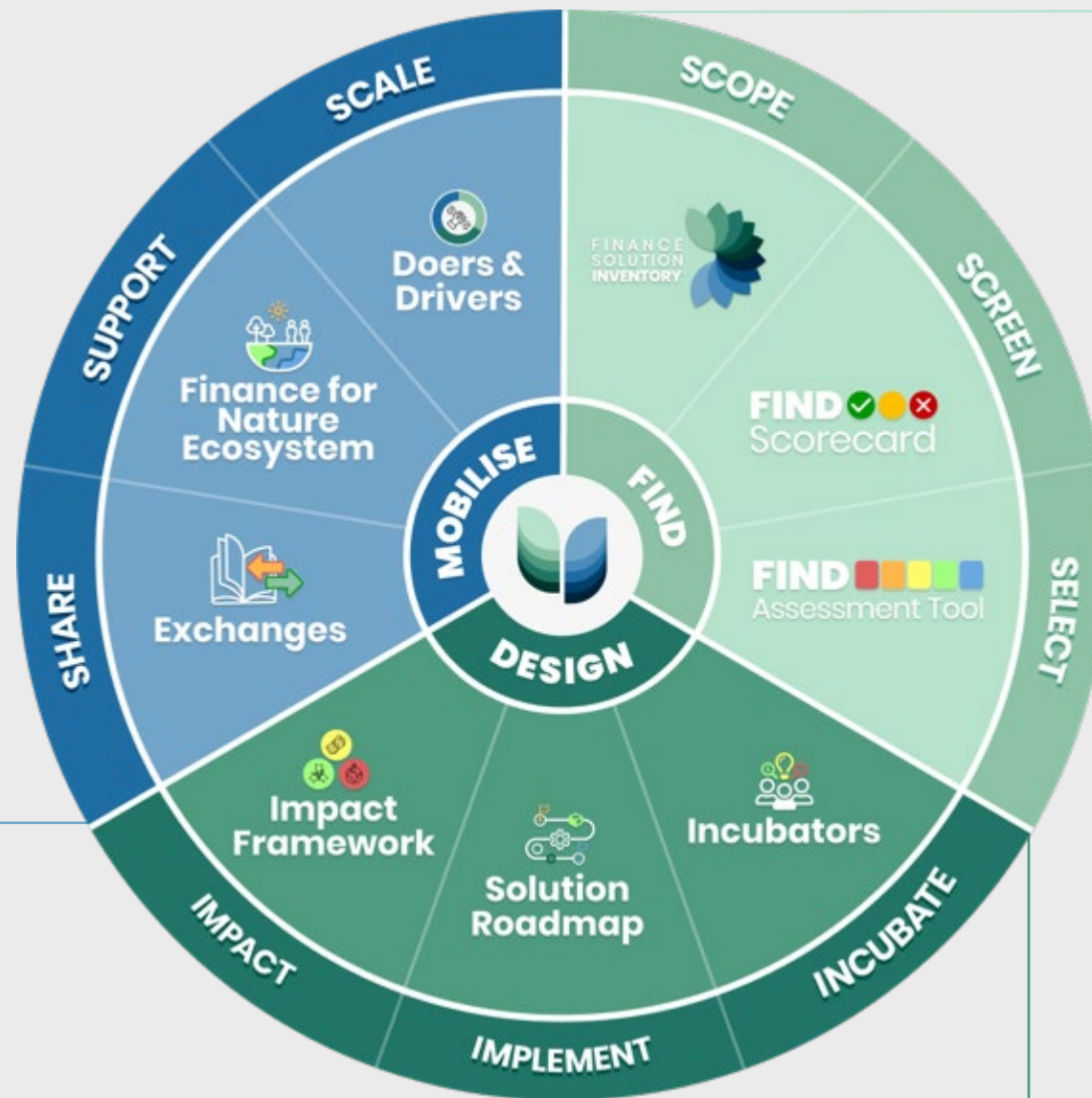
A serene savanna landscape at sunrise or sunset. The sky is a mix of soft orange and pale green. In the foreground, a large, dark silhouette of an acacia tree stands on the left. To its right, an elephant is grazing in the tall grass. The background shows a vast, hazy plain with several smaller acacia trees scattered across the horizon.

Finding the  
right key  
to open the  
doors to  
financial  
opportunity





Building a  
Finance for  
Nature  
Ecosystem that  
replicates and  
transfers finance  
solutions  
through  
collective action.



Identifying the  
right Finance  
Solution for the  
right Place with the  
right People.

Designing viable finance solutions for nature by  
Incubating, Implementing and achieving Impact.



# FIND

Ensuring a targeted approach to financing nature to maximise results.



- › **Scope** all possible finance solutions to identify the most viable.
- › **Screen** all options to create a shortlist to assess.
- › **Select** 2-3 finance solutions for DESIGN using clear criteria.

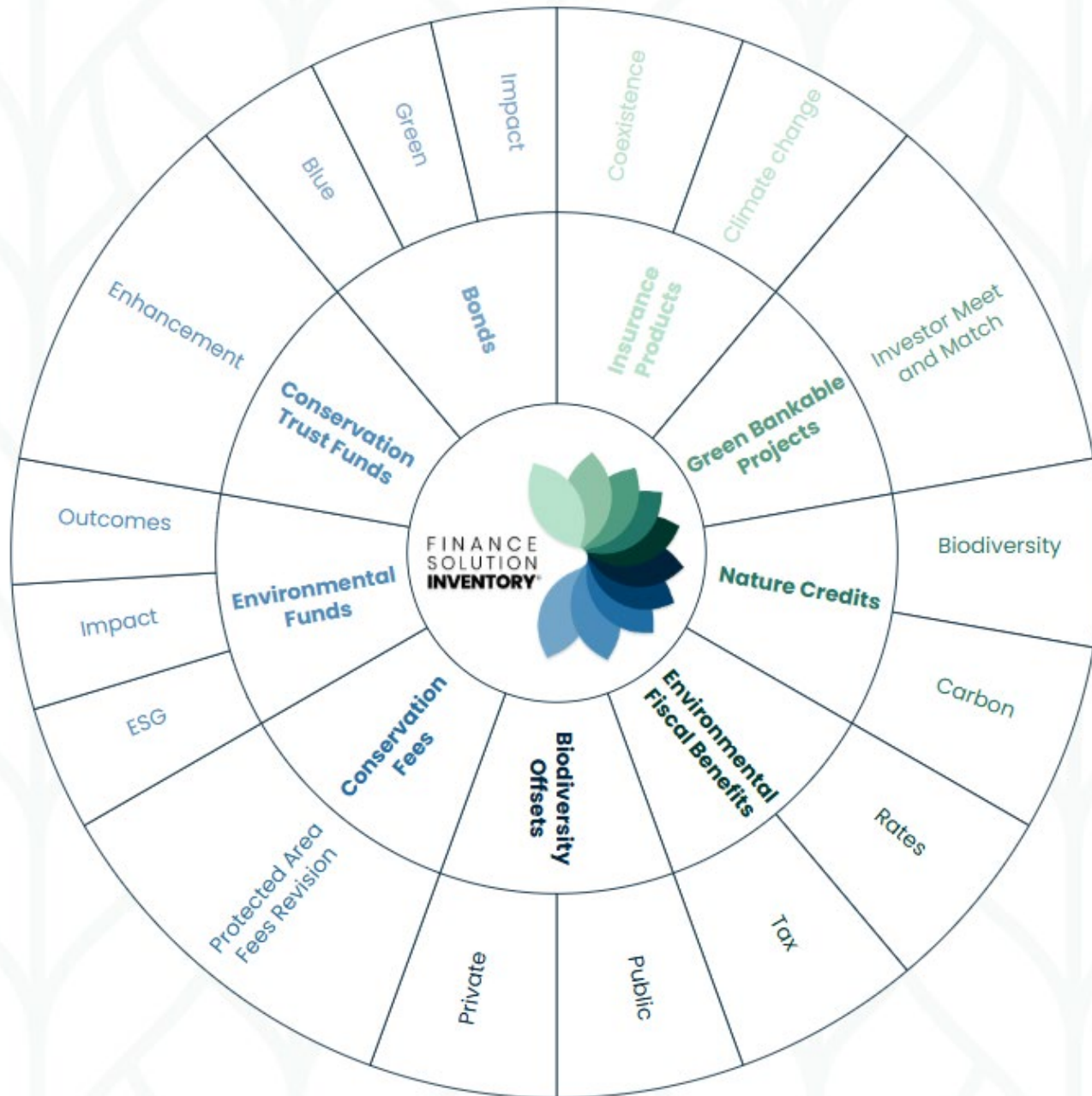
# FIND TOOLS

Identifying the right finance solutions for the right place with the right people



**FIND** ✓ ● ✕  
Scorecard

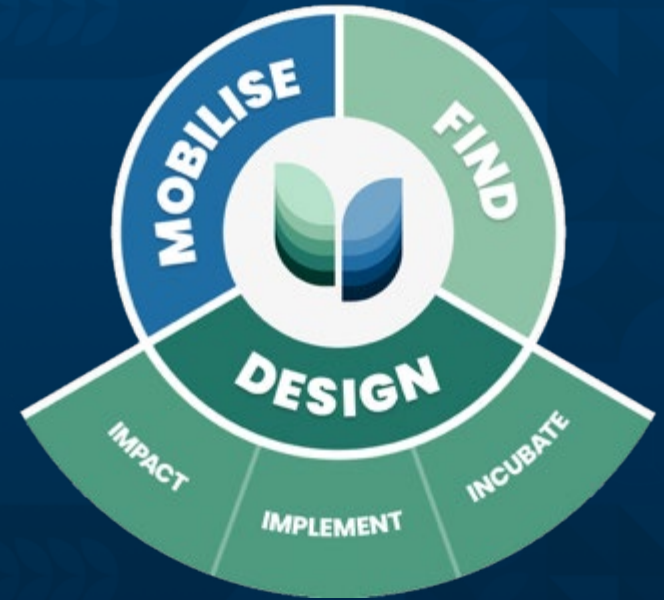
**FIND** ■ ■ ■ ■ ■  
Assessment Tool



High lights  
Finance Solutions  
and examples  
from across  
Africa in an  
Inventory  
Wheel.

# DESIGN

Taking a finance solution from idea to impact with clear milestones, parameters and timelines.



- › **Incubate** to determine if finance *ideas* are viable or not.
- › **Implement** to activate finance solutions and apply them.
- › **Impact** to take a finance solution over the line.

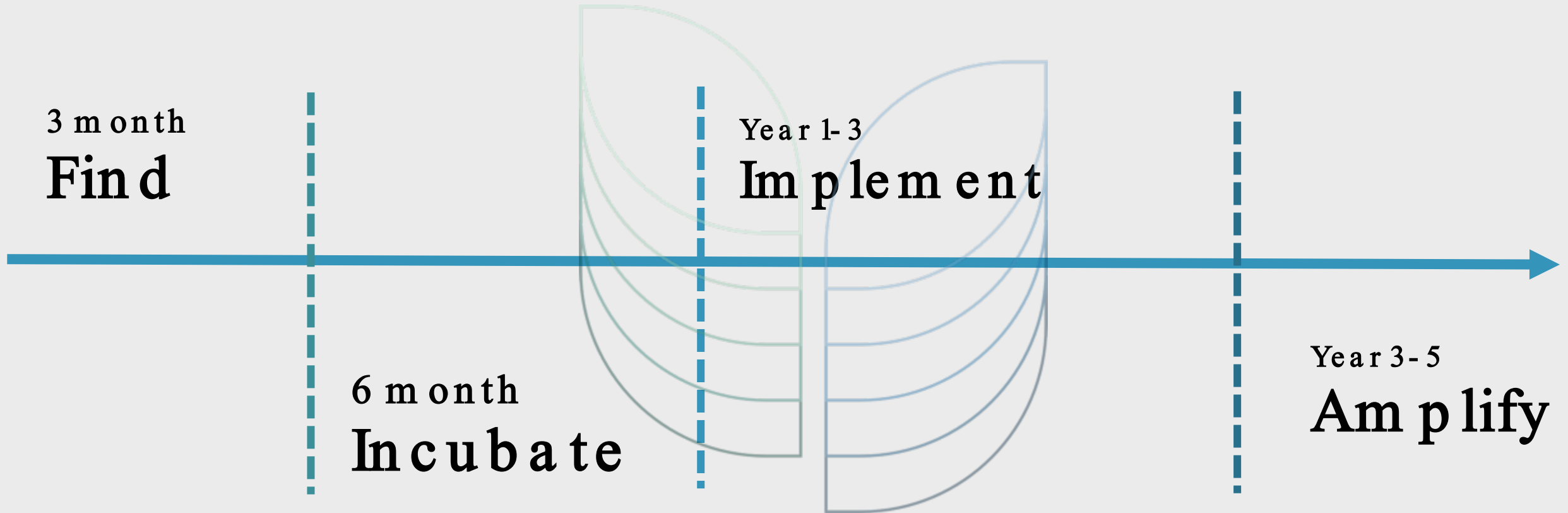
# MOBILISE

Harnessing the power of collective action to mobilise money and expertise to take finance solutions to scale.



- › **Share** by exchanging knowledge and awareness of finance for nature.
- › **Support** by catalysing key partnerships and access to capital.
- › **Scale** by walking a Sustainable Finance Journey with Doers and Drivers.





**TARGET:** From Finance Solution *Idea* to **Impact** within 5 years.



3 scaled solutions  
unlocking:

USD 87 Million

14 new  
finance solutions  
in development



# 2 KEYS HELP US UNLOCK THE POWER OF IMPACT AT SCALE

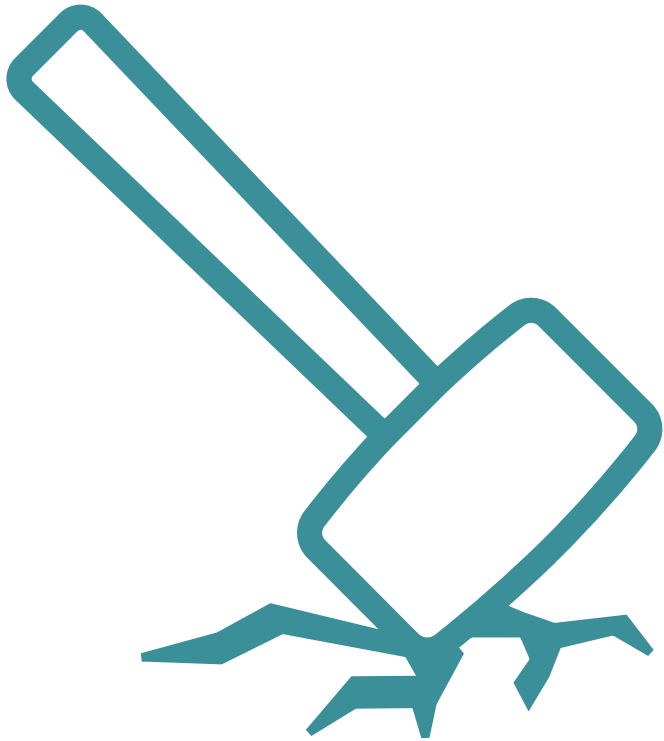
## OUR FINANCE MODEL

- WITHOUT A CLEAR PROCESS, FINANCE SOLUTIONS REMAIN AN IDEA

## OUR FINANCE DOERS AND DRIVERS AT SCALE

- WITHOUT COMMITTED ORGANISATIONS, FINANCE SOLUTIONS DON'T GO TO SCALE

# FINANCE DOERS and DRIVERS AT SCALE



**Why?** We need as many organisations and teams as possible building tailor-made finance solutions for their contexts.

An all-hands-on-deck approach!

We can no longer rely on small pilot projects, limited capacity and skill sets and a few service providers to plug the finance gap.

# FINANCEDOERS

## Sustainable Finance Coordinators

Provide dedicated support to our Finance Doers at Scale so that they can understand, adopt and utilise the Finance Model to unlock the power of sustainable finance.

Professionals  
with > 10  
years  
experience

Multi-  
disciplinary  
skills

Funding  
required over  
3 year finance  
cycle

Coalition  
employed  
dedicated to  
**NON PROFITS**



# FINANCEDRIVERS

## Finance Solution Leads

Provide dedicated support to our Finance Drivers at Scale so that they can understand, adopt and utilise the Finance Model to execute sustainable finance opportunities.

Professionals  
with > 10  
years  
experience

Financial  
Skill Set

Funding  
required over  
3 year finance  
cycle

Coalition  
employed  
dedicated to  
**FOR PROFITS**

# COALITION COORDINATION

Acting as a navigator on the  
sustainable finance journey




**Coordination:** Deliver a coordinated approach through the Finance Model.

**Capacity:** Support to identify the most viable finance solutions, effectively design them and unlock finance.

**Calculation:** Track impact of the process and the solutions.

**Collaboration:** Harness the power of collective action across sectors.

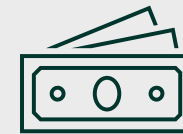


# EXAMPLES

## Finance Solutions



# African Buyers Club for Biodiversity Credits Nature Credits



To be confirmed



Private and communal actors  
at a site level



Long-term conservation  
management effectiveness

Solution enhanced through  
collaboration and collective  
action in countries.

South Africa , Na m i b i a , Mo z a m b i q u e , Z a m b i a





# Human Wildlife Co-Existence Insurance Product



USD 6 million in Kenya  
(Assessed in 6 of 49 counties)



Local Communities and  
Indigenous Peoples



Reducing conflict for animals  
and people

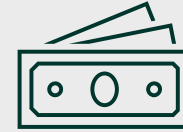
Solution originated by:



Kenya  
Zambia, Namibia



# Enhancement of Conservation Trust Funds



TBC USD 90 Million



Public-private partnership  
supporting protected areas  
and community conservancies



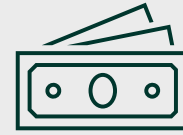
Enhanced management for  
conservation and biodiversity  
and sustainable finance for  
people in conservation areas

Solution originated by:

Namibia



# OECD and Threatened Species Tax Incentive



USD 80 000 per year on a  
perpetual basis



Private and communal actors  
and beneficiaries



Candidate OECD and  
conservation of threatened  
species

Solution originated and taken to impact by :



**national treasury**  
Department:  
National Treasury  
REPUBLIC OF SOUTH AFRICA



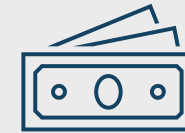
**forestry, fisheries  
& the environment**  
Department:  
Forestry, Fisheries and the Environment  
REPUBLIC OF SOUTH AFRICA

**WILDERNESS**  
FOUNDATION  
AFRICA

South Africa

# The Blue Outcomes Fund

## Outcomes Fund



TBD (7.7- 11.5 MIL USD)



Meeting marine  
30 x 30 targets



Livelihoods in coastal  
communities through  
the Blue Economy

Solution originated by:

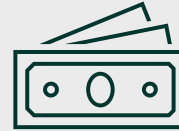


Southern Africa



# Bee Bond

## Impact Bond



TBC



Aggregating sustainable  
value chains



Pollinator- friendly  
agriculture

Solution originated by:

**FORESTED**

East Africa



If we grow finance solutions for nature champions, they will be enabled to secure and manage their unique resources, and biodiversity and people will flourish.





In partnership with



**WILDERNESS**  
FOUNDATION  
AFRICA

[sustainablefinancecoalition.org](https://sustainablefinancecoalition.org) [the-sustainable-finance-coalition](https://the-sustainable-finance-coalition.org) [inventory.sfcollection.org.za](https://inventory.sfcollection.org.za)

The Sustainable Finance Coalition is a registered NPC, NPO and PBO. The Coalition is led by Founder and CEO, Candice Stevens, and supported by a Coalition Core Team. Our diverse and innovative Team hails from across Africa offering multi-disciplinary expertise and experience. The delivery of our Finance Model is enhanced through collaboration with our Finance Doers at Scale, our Finance Solution Drivers, and our Specialist Contributors. We are supported in our efforts by our Board and a voluntary advisory Council comprised of thought leaders from 19 sectors. The Coalition thanks and acknowledges the collective action required to design finance solutions for nature at scale from across the many parts of our Finance for Nature Ecosystem, and the role of our donors, funders and investors.

**NPC: 2023/202978/08 | NPO: 314-003 | PBO: 930083078**

## DISCLAIMER

In the interests of advancing the development of tailor-made finance solutions for nature and people, we encourage you to talk about our work.

We ask that you appropriately reference the Sustainable Finance Coalition (the Coalition) in all communications, by providing our logo and website: [www.sustainablefinancecoalition.org](https://www.sustainablefinancecoalition.org) and take a moment to reflect on our Values and Commitments, including our Acknowledgement Commitment Statement. Please note that the Coalition's co-founding organisations, WWF-SA and Wilderness Foundation Africa, are independent entities, subject to their own immaterial property and sharing protocols.

The information contained in this communication from the sender is intended solely for use by the recipient and others authorised to receive it. If you are not the recipient, you are hereby notified that any disclosure, copying, distribution or taking action in relation to the contents of this information is strictly prohibited and may be unlawful.

The Coalition does not guarantee any formal collaboration, partnership or opportunity(s) through our Finance Model or our Finance for Nature Ecosystem and undertaking the Coalition's FIND process confers no rights or guarantees of any kind. The Coalition reserves the right not to pursue opportunities or engagements at any stage.

# Sustainable Financing for TFCAs

## Facilitator

Dr Bartolomeu Soto – Peace Parks Foundation

## Presenter

Ms Candice Stevens – Sustainable Finance Coalition

## Panellists

- Ms. Kudakwashe Chigodo – IUCN, Team Leader, SADC TFCA Financing Facility
- Prof. Patience Gandiwa – Director International Conservation Affairs, ZimParks
- Dr Mike Knight- WWF Namibia





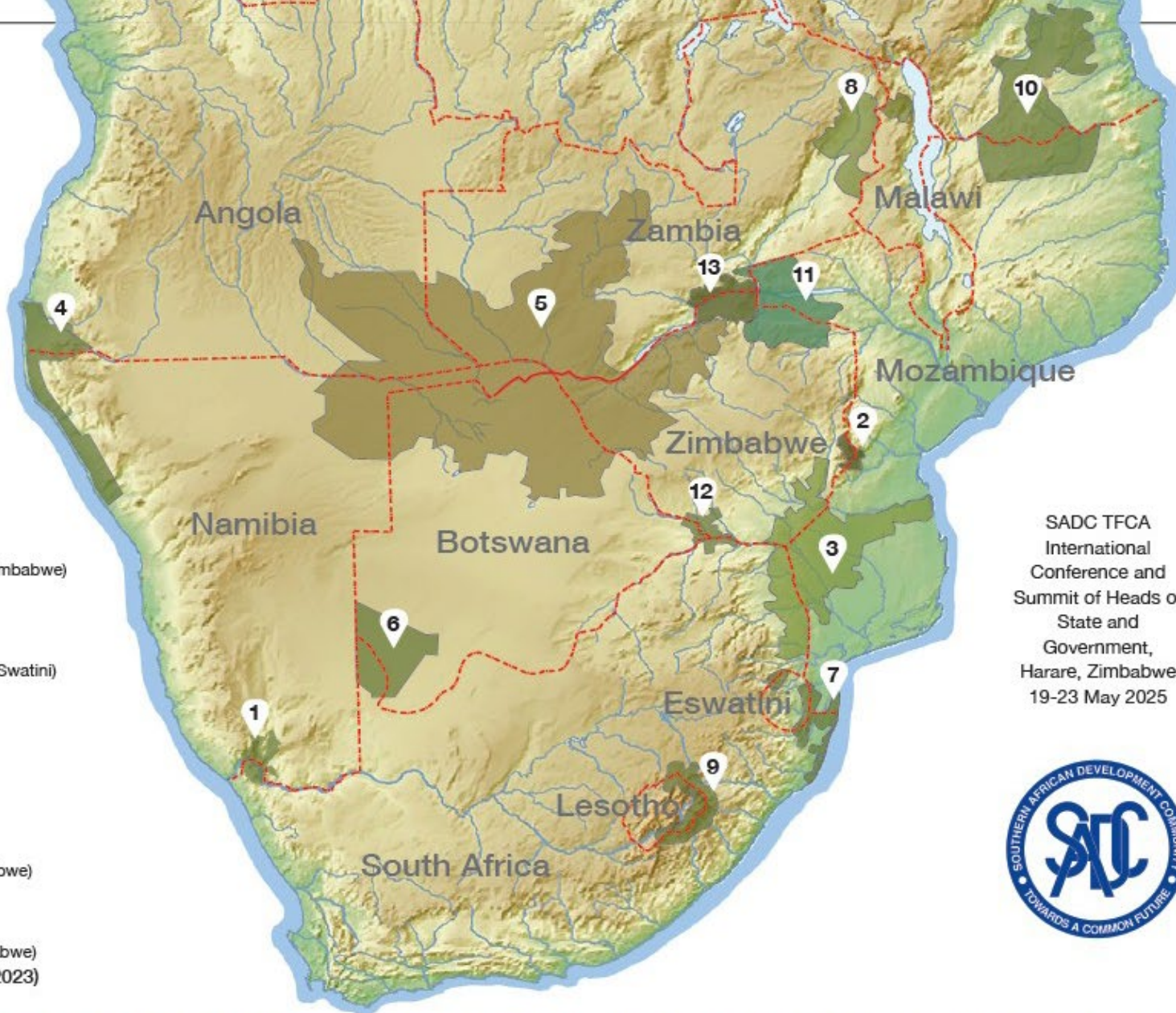
# 25 years of Transfrontier Conservation in Southern Africa

## Category A (formalised TFCA's)

- 1 /Ai/Ais-Richtersveld TP (2003)  
5 920 km<sup>2</sup> (Namibia / South Africa)
- 2 Chimanimani TFCA (2001)  
4 091 km<sup>2</sup> (Mozambique / Zimbabwe)
- 3 Great Limpopo TP and TFCA (2002)  
37 572 km<sup>2</sup>  
(Mozambique / South Africa / Zimbabwe)
- 4 Iona - Skeleton Coast TP (2018)  
47 698 km<sup>2</sup> (Angola/Namibia)
- 5 Kavango Zambezi TFCA (2011)  
520 000 km<sup>2</sup>  
(Angola / Botswana / Namibia / Zambia / Zimbabwe)
- 6 Kgalagadi TP (1999)  
35 551 km<sup>2</sup> (Botswana / South Africa)
- 7 Lubombo TFCA (2000)  
11 169 km<sup>2</sup> (Mozambique / South Africa / eSwatini)
- 8 Malawi - Zambia TFCA (2015)  
31 792 km<sup>2</sup> (Malawi / Zambia)
- 9 Maloti - Drakensberg TFCDA (2001)  
14 740 km<sup>2</sup> (Lesotho / South Africa)
- 10 Niassa - Selous Ecosystem (2015)  
154 000 km<sup>2</sup> (Mozambique / Tanzania)
- 11 ZIMOZA TFCA (2024)  
29 859 km<sup>2</sup> (Mozambique / Zambia / Zimbabwe)

## Category B (proposed TFCA's)

- 12 Greater Mapungubwe TFCA (2006)  
5 910 km<sup>2</sup> (Botswana / South Africa / Zimbabwe)
- 13 Lower Zambezi-Mana Pools TFCA (2023)  
17 745 km<sup>2</sup> (Zambia / Zimbabwe)



SADC TFCA  
International  
Conference and  
Summit of Heads of  
State and  
Government,  
Harare, Zimbabwe  
19-23 May 2025



**SADC TFCAS: 25 YEARS OF COOPERATION FOR REGIONAL INTEGRATION AND SUSTAINABLE DEVELOPMENT**





# Tea







# Increasing Tourism and Business Investment in TFCA's

Facilitator: Ms Aruna Jagaroo -Director  
TFCA Unit, South Africa





# Increasing Tourism and Business Investment in TFCAs

## Presenter

Mr. Nick Tucker, Boundless Southern Africa

## Panellists

- Morena Montoeli Mota - Batlokoa Community, South Africa (Virtual)
- Mr. Simone Micheletti - Namibia Tourism
- Dr Jimmiel Mandima – Conservation International
- Dr Andrew Chilufya – Director Tourism, Zambia





# BOUNDLESS

SOUTHERN AFRICA

*Nature Culture Community*

THE TRANSFORMATIVE POWER OF TOURISM IN

TRANSFRONTIER CONSERVATION AREAS

DRIVING ECONOMIC SUSTAINABILITY AND RURAL DEVELOPMENT IN SADC

*Southern African Development Community Transfrontier  
Conservation Areas International Conference And Summit Of  
Heads Of State And Government*

19-23 MAY 2025

A man in a light-colored shirt and trousers stands on a large rock on a grassy mountain peak. He is looking out over a vast, hazy landscape of rolling hills and mountains under a clear, deep blue sky. The scene is captured during the "blue hour" of sunset or sunrise, with soft, low-angle light illuminating the foreground grass and rocks.

# WHY FOCUS ON TOURISM IN TFCAS

TOURISM AS A GROWTH ENGINE



A man in a light-colored shirt and trousers stands on a large, dark rock on a grassy mountain peak. He is looking out over a vast, hazy valley with rolling hills and mountains in the distance. The sky is a clear, deep blue. The text is overlaid on the left side of the image, arranged in five horizontal lines.

UNIQUE NATURAL AND CULTURAL ASSETS

FACILITATE SEAMLESS CROSS-BORDER TRAVEL

ECONOMIC DEVELOPMENT OF BORDER COMMUNITIES

CONSERVATION AND SUSTAINABLE USE

POLITICAL AND SOCIAL COOPERATION



# CHALLENGES FACING RURAL COMMUNITIES IN SADC

- HIGH RURAL UNEMPLOYMENT
- LIMITED INFRASTRUCTURE AND INVESTMENT
- YOUTH MIGRATION TO CITIES AND THE EROSION OF TRADITIONAL LIFESTYLES
- DEGRADATION OF NATURAL RESOURCES WITHOUT TANGIBLE LOCAL BENEFITS



# THE UNTAPPED POTENTIAL OF TFCAS

- 13 TRANSFRONTIER CONSERVATION AREAS ACROSS SADC — SHARED ECO-SYSTEMS, SHARED HERITAGE
- OVER 900 000 KM<sup>2</sup> OF PRISTINE WILDERNESS — LARGELY UNDER-LEVERAGED
- TFCAS CROSS NATIONAL BOUNDARIES, BUT ALSO CROSS BOUNDARIES OF OPPORTUNITY: THEY CONNECT PEOPLE, CULTURES, AND ECONOMIES
- UNIQUE BIODIVERSITY, CULTURES, AND LANDSCAPES



# WHEN TOURISM WORKS FOR EVERYONE



- OPPORTUNITIES
- JOBS
- SKILLS DEVELOPMENT
- INDEPENDENCE
- CUSTODIANS OF NATURE





# STRATEGIC ENABLERS FOR TFCA TOURISM GROWTH

- INFRASTRUCTURE
- SKILLS DEVELOPMENT
- INVESTMENT
- POLICY ALIGNMENT:  
HARMONIZE VISA  
REGULATIONS AND  
CROSS-BORDER  
POLICIES TO EASE  
MOVEMENT FOR  
TOURISM TO  
THRIVE



# STRATEGIC ENABLERS FOR TFCA TOURISM GROWTH

- INVEST IN INFRASTRUCTURE AND SKILLS THAT EMPOWER YOUNG AFRICANS
- CHAMPION CROSS-BORDER COLLABORATION FROM JOINT MARKETING TO SEAMLESS TRAVEL EXPERIENCES
- CELEBRATE AND SHOWCASE AFRICA'S UNIQUE CULTURES AS THE CONTINENT'S GREATEST ASSETS
- EMBRACE TECHNOLOGY TO MAKE TRAVEL SAFER, EASIER AND MORE INCLUSIVE





# WHEN RURAL COMMUNITIES THRIVE, NATIONS THRIVE

- EVERY \$1 SPENT BY A TOURIST CREATES 2-3 X ECONOMIC ACTIVITY LOCALLY
- TOURISM FOSTERS CROSS-CULTURAL UNDERSTANDING AND PEACEBUILDING
- CONSERVATION AREAS BECOME ECONOMIC ENGINES, NOT BURDENS
- COMMUNITIES BECOME STEWARDS - NOT VICTIMS - OF ENVIRONMENTAL PROTECTION



**POLICY & INVESTMENT ENABLERS**

**WHAT CAN SADC DO NOW?**



# SO WHY TOURISM IN TFCAS

BECAUSE WHEN WE  
EMPOWER COMMUNITIES  
TO PROTECT THEIR  
HERITAGE, THEY RISE TO  
SHAPE THEIR FUTURE

BECAUSE NATURE DOESN'T  
SEE BORDERS — AND  
NEITHER SHOULD  
OPPORTUNITY

BECAUSE SUSTAINABILITY  
IS NOT A SACRIFICE — IT'S  
A STRATEGY FOR  
INCLUSIVE PROSPERITY



A group of people in traditional African attire, including colorful headwraps and beaded necklaces, are performing a dance in front of a large crowd of people. The background shows a large tree and a clear sky. The text is overlaid on the image in white, bold, sans-serif font.

# A SHARED RESPONSIBILITY, A SHARED FUTURE

- IF YOU BELIEVE RURAL COMMUNITIES  
DESERVE MORE THAN SURVIVAL —  
HELP THEM THRIVE.
- LET'S BUILD A FUTURE WHERE  
TOURISM HEALS ECOSYSTEMS,  
UPLIFTS FAMILIES, AND TELLS  
AFRICA'S STORY TO THE WORLD.
- INVEST IN TFCAS — NOT JUST FOR  
TOURISM, BUT FOR TRANSFORMATION.



# THANK YOU



NICHOLAS TUCKER  
SENIOR TOURISM EXPERT  
JOINT ACTION NATURAFRICA / C - N R M  
NICHOLAS.TUCKER@GOPA.EU  
+27 83 412 0391



Implemented by:





# Increasing Tourism and Business Investment in TFCAs

## Facilitator

Ms Aruna Jagaroo -Director TFCA Unit, RSA

## Presenter

Mr. Nick Tucker, Boundless Southern Africa

## Panellists

- Dr Andrew Chilufya, Director Tourism, Zambia
- Morena Montoeli Mota, Batlokoa Community, South Africa (Virtual)
- Mr. Simone Micheletti - Namibia Tourism
- Dr Jimmiel Mandima – Conservation International





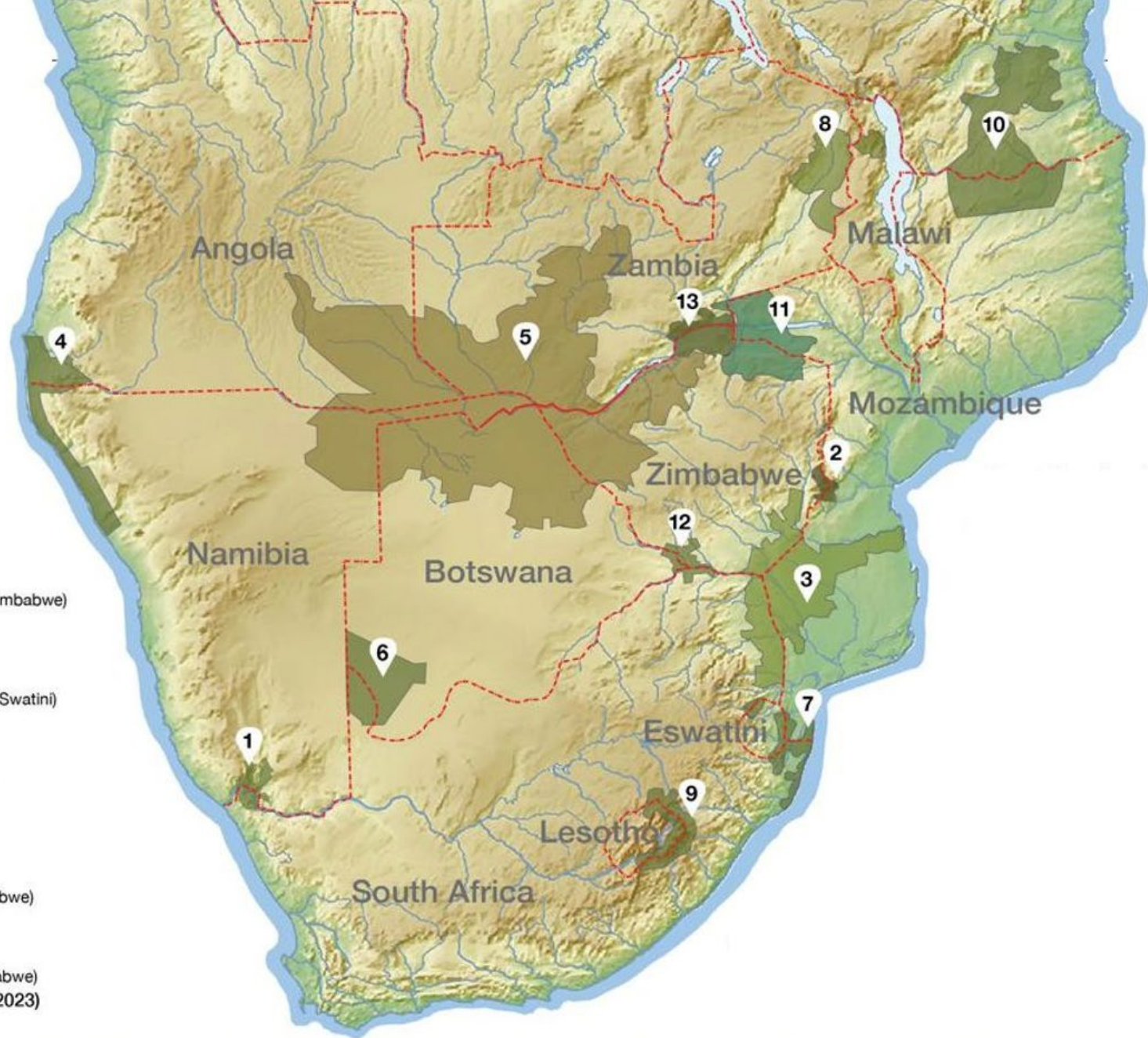
## Transfrontier Conservation Areas

### Category A (formalised TFCA's)

- 1 **/Ai/Ais-Richtersveld TP** (2003)  
5 920 km<sup>2</sup> (Namibia / South Africa)
- 2 **Chimanimani TFCA** (2001)  
4 091 km<sup>2</sup> (Mozambique / Zimbabwe)
- 3 **Great Limpopo TP and TFCA** (2002)  
37 572 km<sup>2</sup>  
(Mozambique / South Africa / Zimbabwe)
- 4 **Iona - Skeleton Coast TP** (2018)  
47 698 km<sup>2</sup> (Angola/Namibia)
- 5 **Kavango Zambezi TFCA** (2011)  
520 000 km<sup>2</sup>  
(Angola / Botswana / Namibia / Zambia / Zimbabwe)
- 6 **Kgalagadi TP** (1999)  
35 551 km<sup>2</sup> (Botswana / South Africa)
- 7 **Lubombo TFCA** (2000)  
11 169 km<sup>2</sup> (Mozambique / South Africa / eSwatini)
- 8 **Malawi - Zambia TFCA** (2015)  
31 792 km<sup>2</sup> (Malawi / Zambia)
- 9 **Maloti - Drakensberg TFCDA** (2001)  
14 740 km<sup>2</sup> (Lesotho / South Africa)
- 10 **Niassa - Selous Ecosystem** (2015)  
154 000 km<sup>2</sup> (Mozambique / Tanzania)
- 11 **ZIMOZA TFCA** (2024)  
29 859 km<sup>2</sup> (Mozambique / Zambia / Zimbabwe)

### Category B (proposed TFCA's)

- 12 **Greater Mapungubwe TFCA** (2006)  
5 910 km<sup>2</sup> (Botswana / South Africa / Zimbabwe)
- 13 **Lower Zambezi-Mana Pools TFCA** (2023)  
17 745 km<sup>2</sup> (Zambia / Zimbabwe)







# Closing of the TFCA International Conference

Master of Ceremonies: Prof Edson  
Gandiwa – Director General,  
ZimParks

